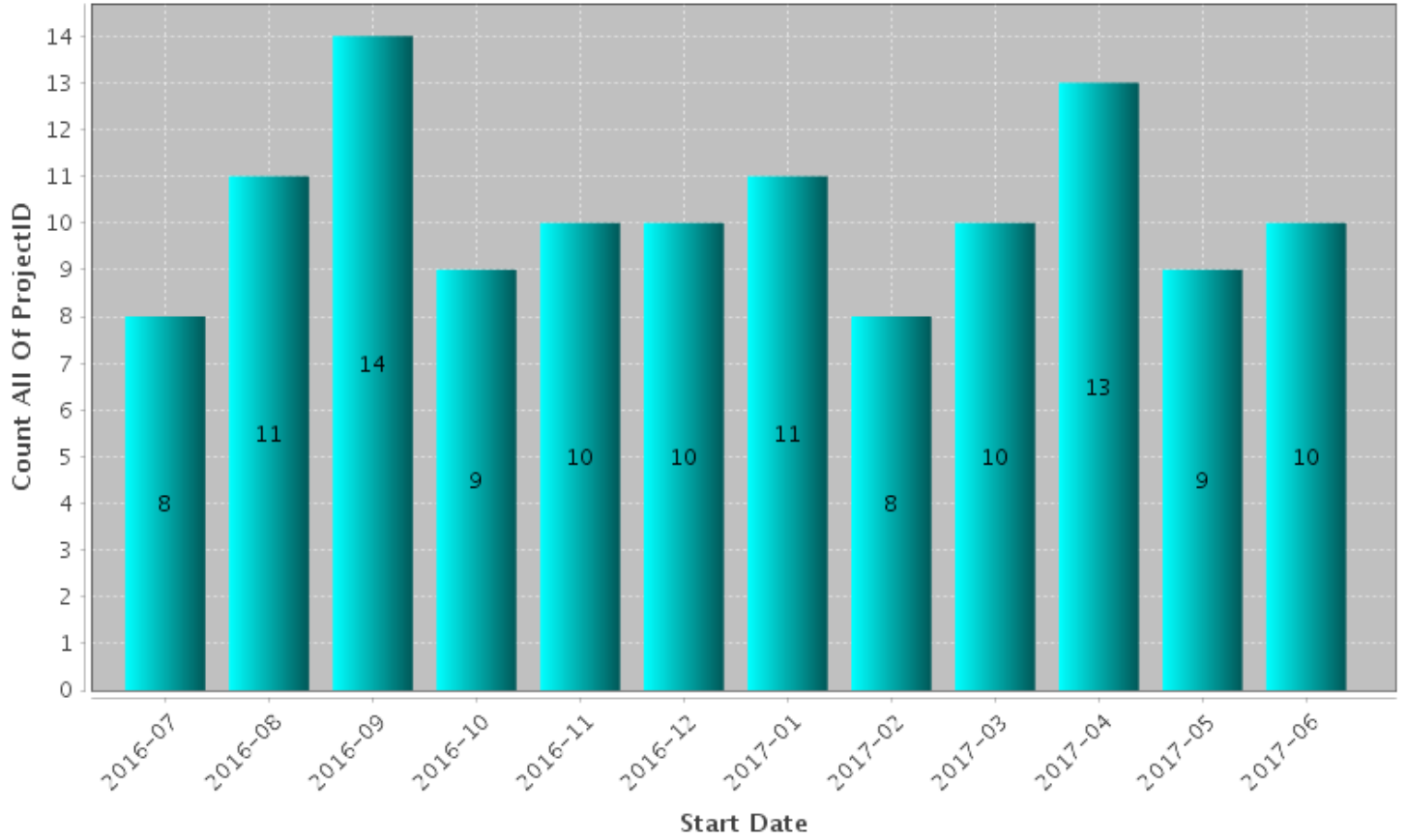




## Clinical Director's Report

Fiscal Year 2016-2017

# FY 2016-2017



#	Start Date	Total
1	2016-07	8
2	2016-08	11
3	2016-09	14
4	2016-10	9
5	2016-11	10
6	2016-12	10
7	2017-01	11
8	2017-02	8
9	2017-03	10
10	2017-04	13
11	2017-05	9
12	2017-06	10

#

Start Date

Total

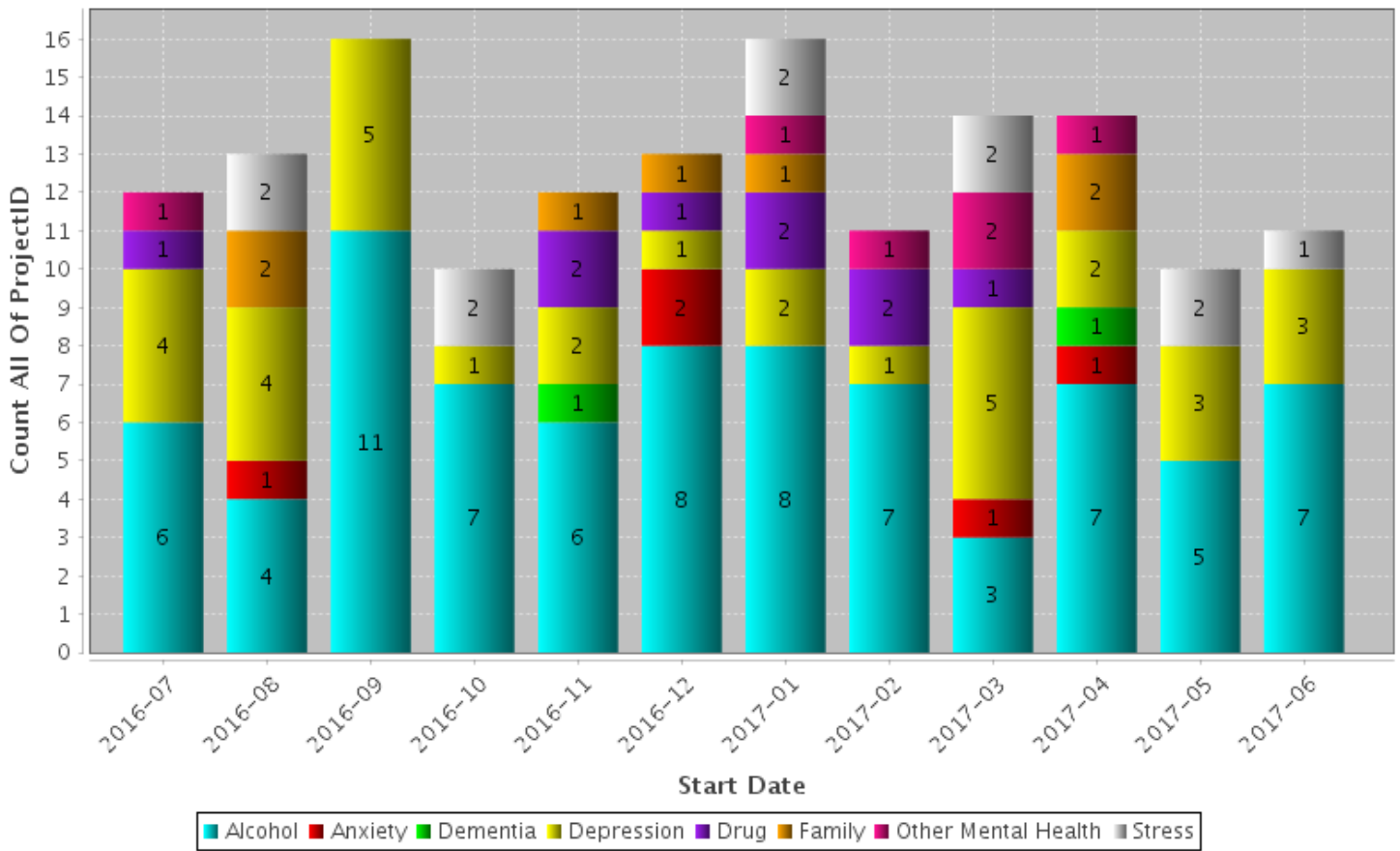
---

**Report Totals:**

**123**

---

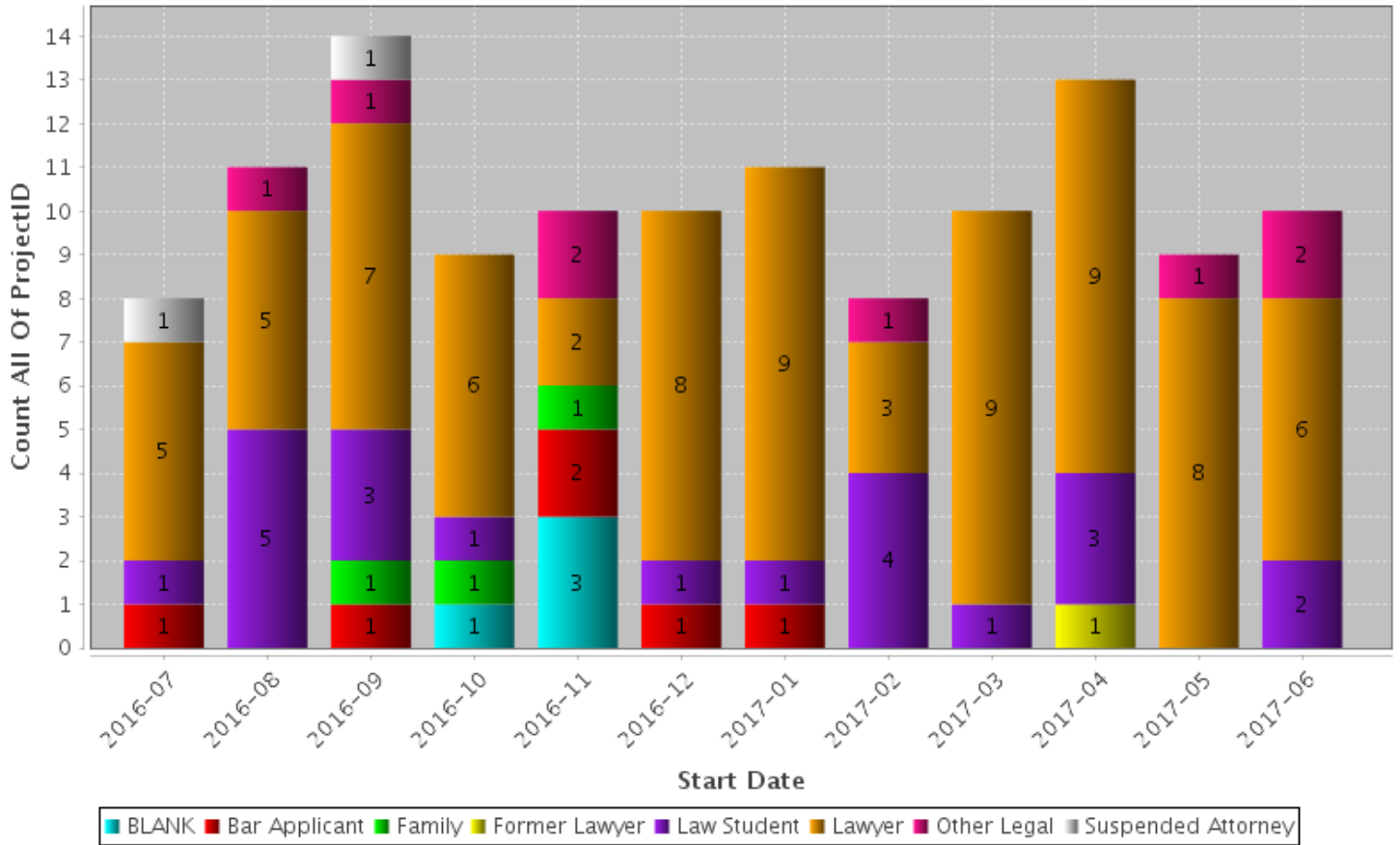
# Cases By Date, by Problem 2017



Start Date	Alcohol	Anxiety	Dementia	Depression	Drug	Family	Other Mental Health	Stress	Total
2016-07	6	0	0	4	1	0	1	0	12
2016-08	4	1	0	4	0	2	0	2	13
2016-09	11	0	0	5	0	0	0	0	16
2016-10	7	0	0	1	0	0	0	2	10
2016-11	6	0	1	2	2	1	0	0	12
2016-12	8	2	0	1	1	1	0	0	13
2017-01	8	0	0	2	2	1	1	2	16
2017-02	7	0	0	1	2	0	1	0	11
2017-03	3	1	0	5	1	0	2	2	14
2017-04	7	1	1	2	0	2	1	0	14
2017-05	5	0	0	3	0	0	0	2	10
2017-06	7	0	0	3	0	0	0	1	11

Start Date	Alcohol	Anxiety	Dementia	Depression	Drug	Family	Other Mental Health	Stress	Total
	79	5	2	33	9	7	6	11	152

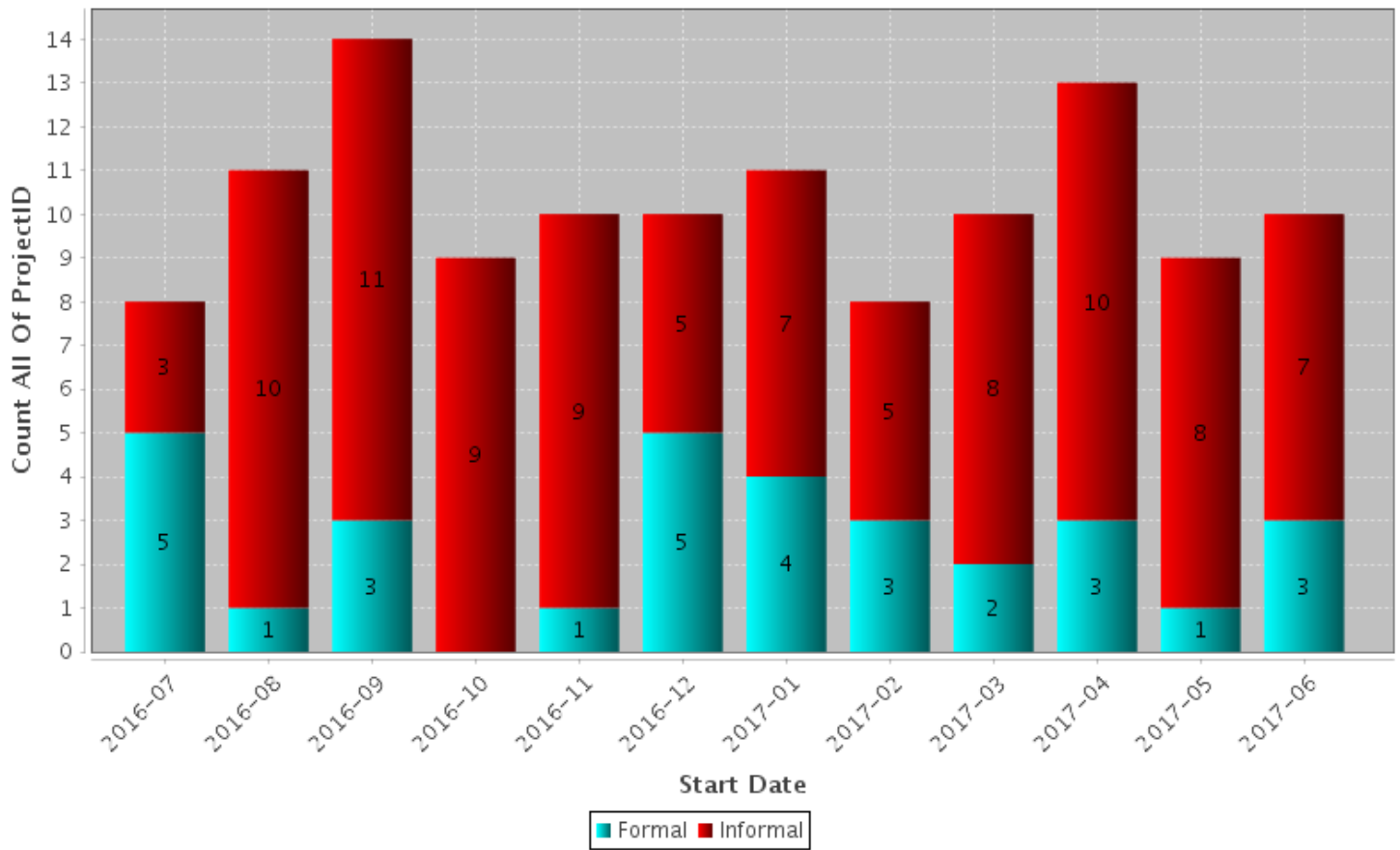
# Client Role FY 2016-2017



Start Date	Bar Applicant	Family	Former Lawyer	Law Student	Lawyer	Other Legal	Suspended Attorney	Total
2016-07	1	0	0	1	5	0	1	8
2016-08	0	0	0	5	5	1	0	11
2016-09	1	1	0	3	7	1	1	14
2016-10	0	1	0	1	6	0	0	9
2016-11	2	1	0	0	2	2	0	10
2016-12	1	0	0	1	8	0	0	10
2017-01	1	0	0	1	9	0	0	11
2017-02	0	0	0	4	3	1	0	8
2017-03	0	0	0	1	9	0	0	10
2017-04	0	0	1	3	9	0	0	13
2017-05	0	0	0	0	8	1	0	9
2017-06	0	0	0	2	6	2	0	10

Start Date	Bar Applicant	Family	Former Lawyer	Law Student	Lawyer	Other Legal	Suspended Attorney	Total	
	4	6	3	1	22	77	8	2	123

# Cases By Date, by Referral Type 2017



Start Date	Formal	Informal	Total
2016-07	5	3	8
2016-08	1	10	11
2016-09	3	11	14
2016-10	0	9	9
2016-11	1	9	10
2016-12	5	5	10
2017-01	4	7	11
2017-02	3	5	8
2017-03	2	8	10
2017-04	3	10	13
2017-05	1	8	9
2017-06	3	7	10



Start Date

Formal

Informal

Total

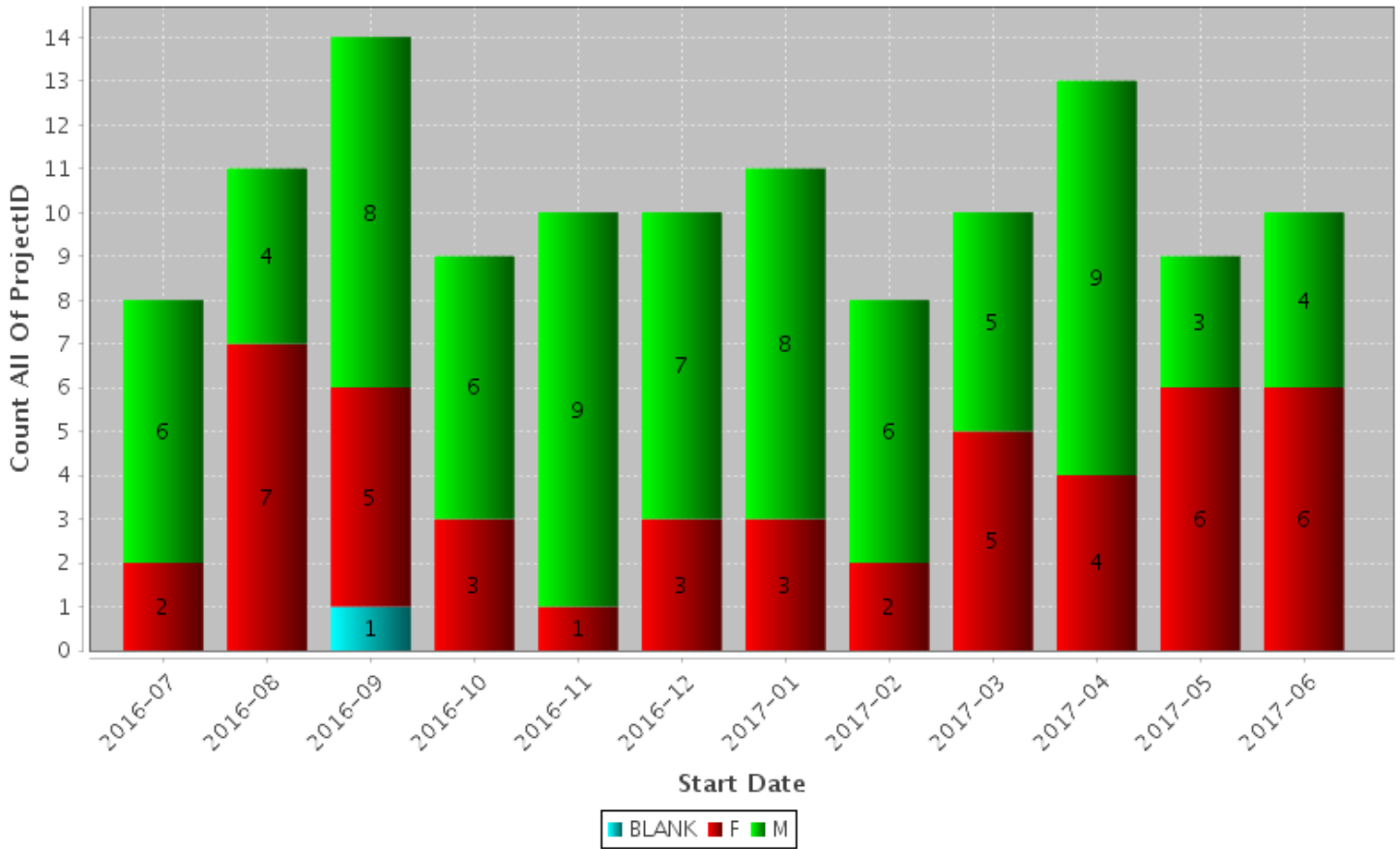
---

31

92

123

# Cases By Date, by Gender 2017



Start Date	BLANK	F	M	Total
2016-07	0	2	6	8
2016-08	0	7	4	11
2016-09	1	5	8	14
2016-10	0	3	6	9
2016-11	0	1	9	10
2016-12	0	3	7	10
2017-01	0	3	8	11
2017-02	0	2	6	8
2017-03	0	5	5	10
2017-04	0	4	9	13
2017-05	0	6	3	9
2017-06	0	6	4	10

Start Date

F

M

Total

---

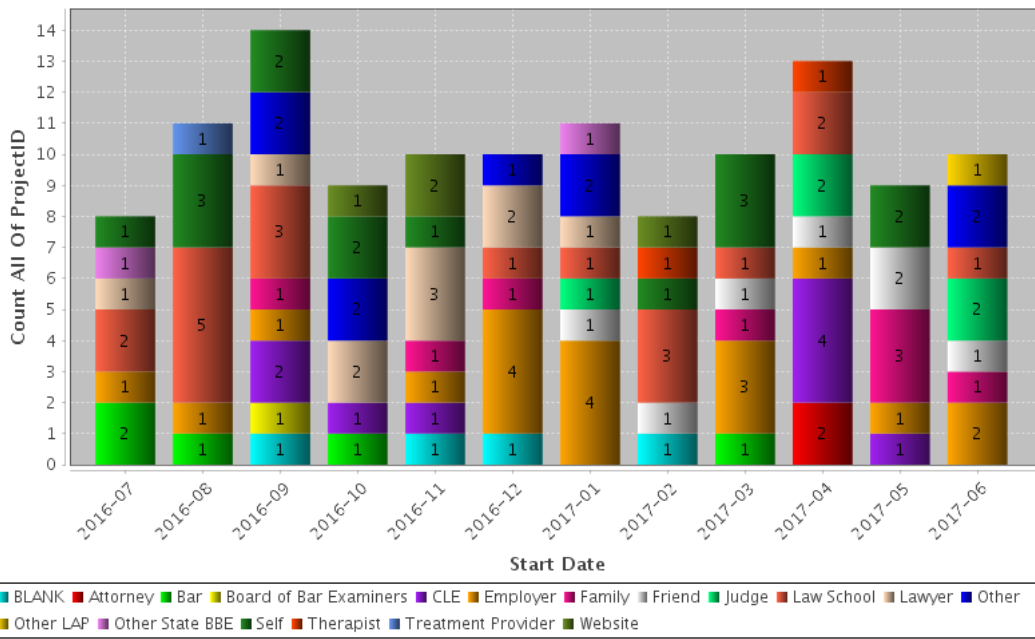
1

47

75

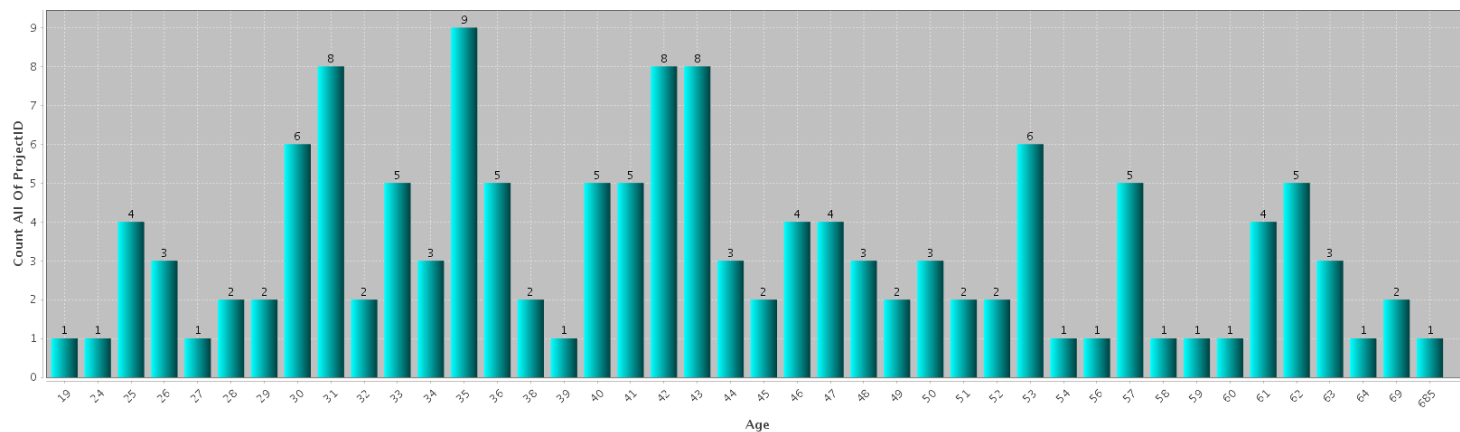
123

# Cases By Date, by Referral Source 2017



Start Date	Attorney	Bar	Board of Bar Examiners	CLE	Employer	Family	Friend	Judge	Law School	Lawyer	Other	Other LAP	Other State BBE	Self	Therapist	Treatment Provider	Website	Total	
2016-07	0	0	2	0	0	1	0	0	0	2	1	0	0	1	1	0	0	0	8
2016-08	0	0	1	0	0	1	0	0	0	5	0	0	0	0	3	0	1	0	11
2016-09	1	0	0	1	2	1	1	0	0	3	1	2	0	0	2	0	0	0	14
2016-10	0	0	1	0	1	0	0	0	0	0	2	2	0	0	2	0	0	1	9
2016-11	1	0	0	0	1	1	1	0	0	0	3	0	0	0	1	0	0	2	10
2016-12	1	0	0	0	0	4	1	0	0	1	2	1	0	0	0	0	0	0	10
2017-01	0	0	0	0	0	4	0	1	1	1	2	0	1	0	0	0	0	0	11
2017-02	1	0	0	0	0	0	0	1	0	3	0	0	0	0	1	1	0	1	8
2017-03	0	0	1	0	0	3	1	1	0	1	0	0	0	0	3	0	0	0	10
2017-04	0	2	0	0	4	1	0	1	2	2	0	0	0	0	1	0	0	0	13
2017-05	0	0	0	0	1	1	3	2	0	0	0	0	0	2	0	0	0	0	9
2017-06	0	0	0	0	0	2	1	1	2	1	0	2	1	0	0	0	0	0	10
<b>Total</b>	<b>4</b>	<b>2</b>	<b>5</b>	<b>1</b>	<b>9</b>	<b>19</b>	<b>8</b>	<b>7</b>	<b>5</b>	<b>19</b>	<b>10</b>	<b>9</b>	<b>1</b>	<b>2</b>	<b>15</b>	<b>2</b>	<b>1</b>	<b>4</b>	<b>123</b>

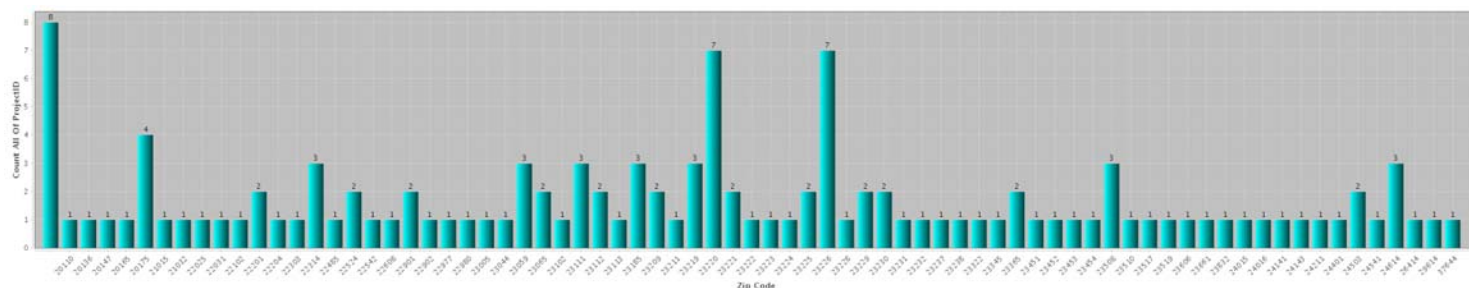
# Cases by Age



#	Age	Total
1	19	1
2	24	1
3	25	4
4	26	3
5	27	1
6	28	2
7	29	2
8	30	6
9	31	8
10	32	2
11	33	5
12	34	3
13	35	9
14	36	5
15	38	2
16	39	1
17	40	5
18	41	5
19	42	8

#	Age	Total
20	43	8
21	44	3
22	45	2
23	46	4
24	47	4
25	48	3
26	49	2
27	50	3
28	51	2
29	52	2
30	53	6
31	54	1
32	56	1
33	57	5
34	58	1
35	59	1
36	60	1
37	61	4
38	62	5
39	63	3
40	64	1
41	69	2
42	685	1
<b>Report Totals:</b>	<b>2,485</b>	<b>138</b>

# Cases by Zip Code FISCAL YEAR 2017



#	Zip Code	Total
1		8
2	20110	1
3	20136	1
4	20147	1
5	20165	1
6	20175	4
7	21015	1
8	21032	1
9	22025	1
10	22031	1
11	22102	1
12	22201	2
13	22204	1
14	22303	1
15	22314	3
16	22485	1
17	22524	2
18	22542	1
19	22608	1
20	22901	2
21	22902	1

#	Zip Code	Total
22	22977	1
23	22980	1
24	23005	1
25	23044	1
26	23059	3
27	23065	2
28	23102	1
29	23111	3
30	23112	2
31	23113	1
32	23185	3
33	23209	2
34	23211	1
35	23219	3
36	23220	7
37	23221	2
38	23222	1
39	23223	1
40	23224	1
41	23225	2
42	23226	7
43	23228	1
44	23229	2
45	23230	2
46	23231	1
47	23232	1
48	23237	1
49	23238	1



#	Zip Code	Total
50	23322	1
51	23345	1
52	23365	2
53	23451	1
54	23452	1
55	23453	1
56	23454	1
57	23508	3
58	23510	1
59	23517	1
60	23519	1
61	23606	1
62	23661	1
63	23832	1
64	24015	1
65	24016	1
66	24141	1
67	24143	1
68	24211	1
69	24401	1
70	24503	2
71	24541	1
72	24614	3
73	26414	1
74	29614	1
75	37644	1
<b>Report Totals:</b>		<b>123</b>

