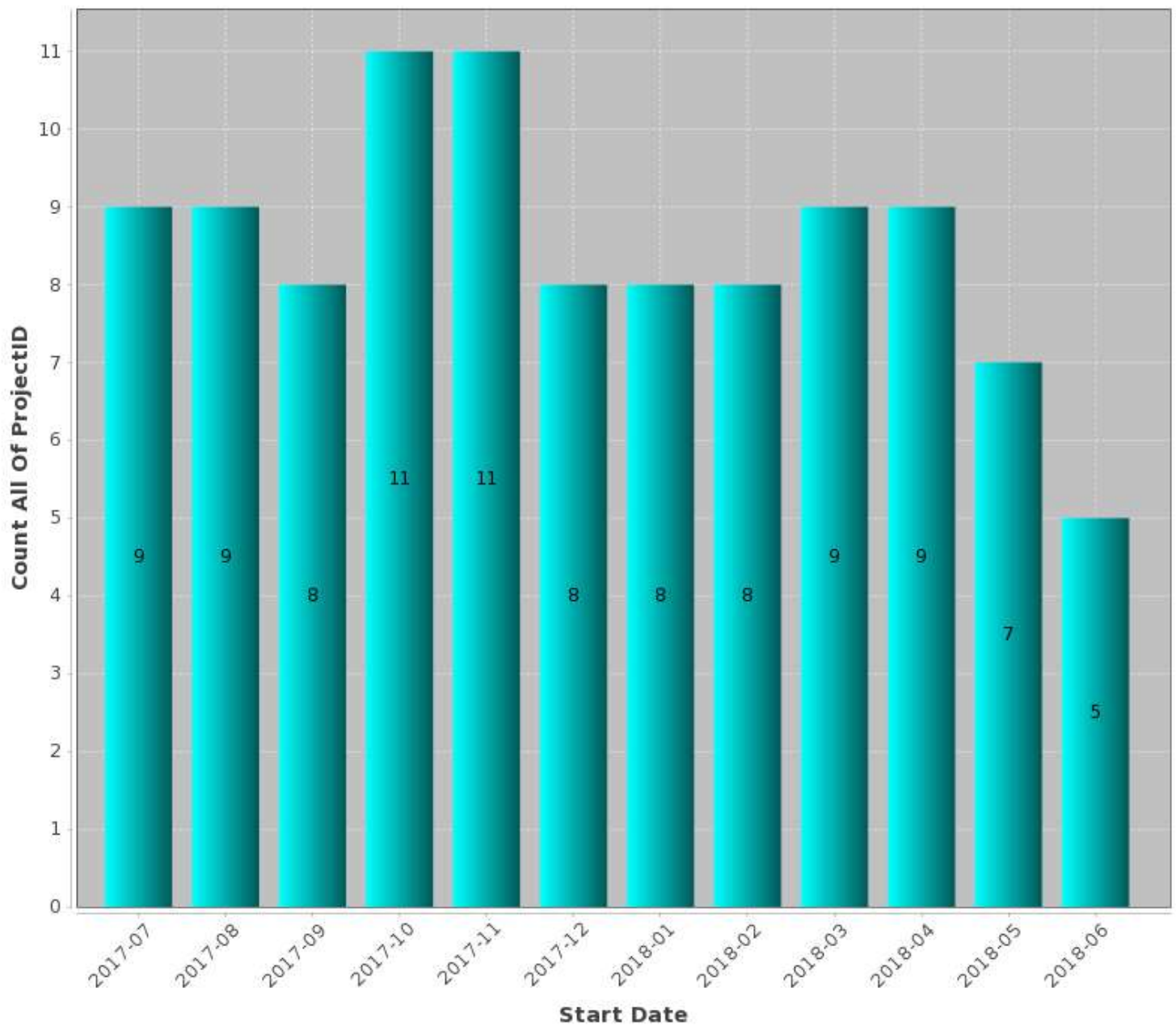




## Clinical Director's Report

Fiscal Year 17-18

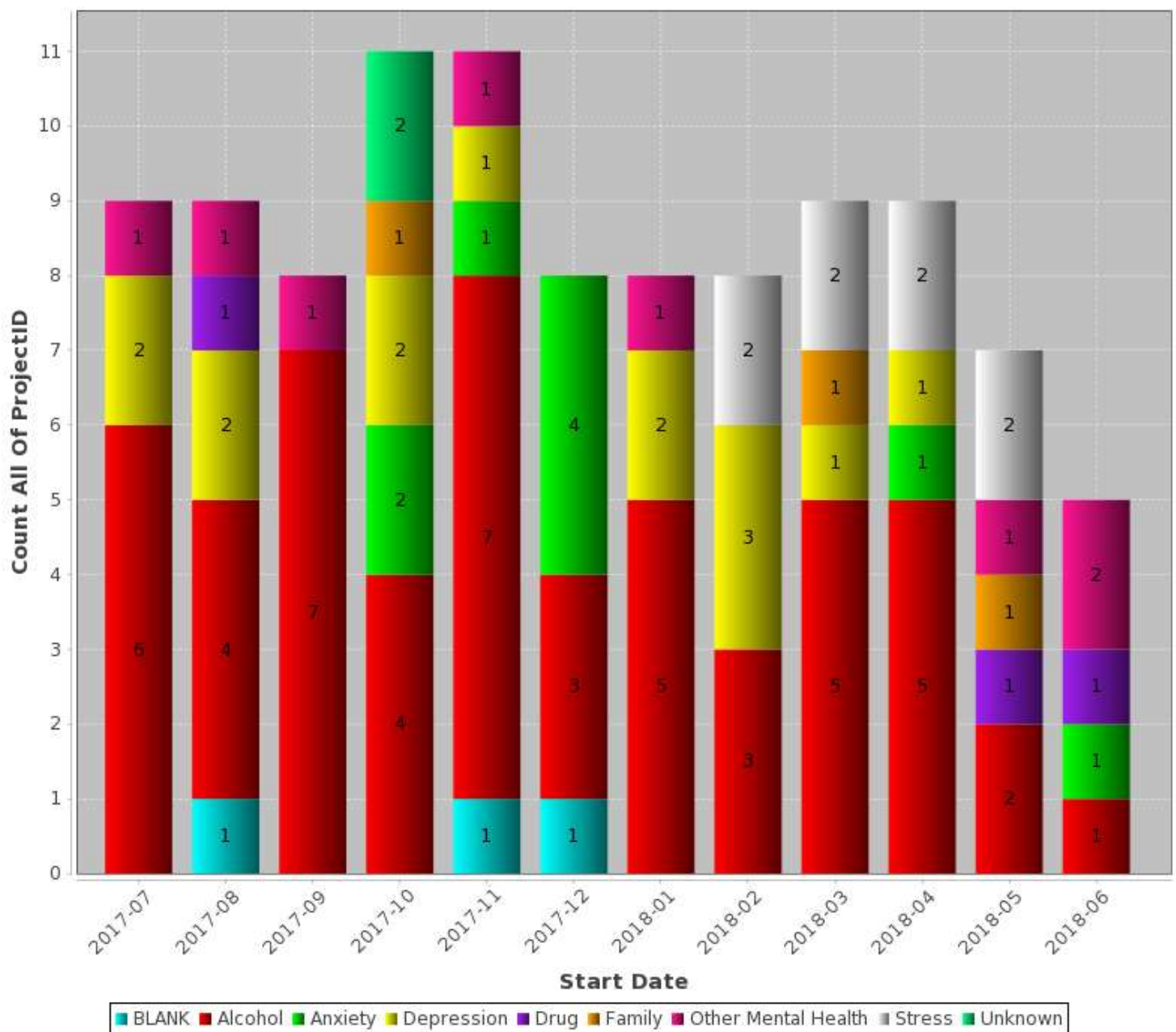
# New Cases FY 16/17-FY17/18



Start Date	ProjectID Total
2017-07	9
2017-08	9
2017-09	8
2017-10	11
2017-11	11
Report Totals:	
	102

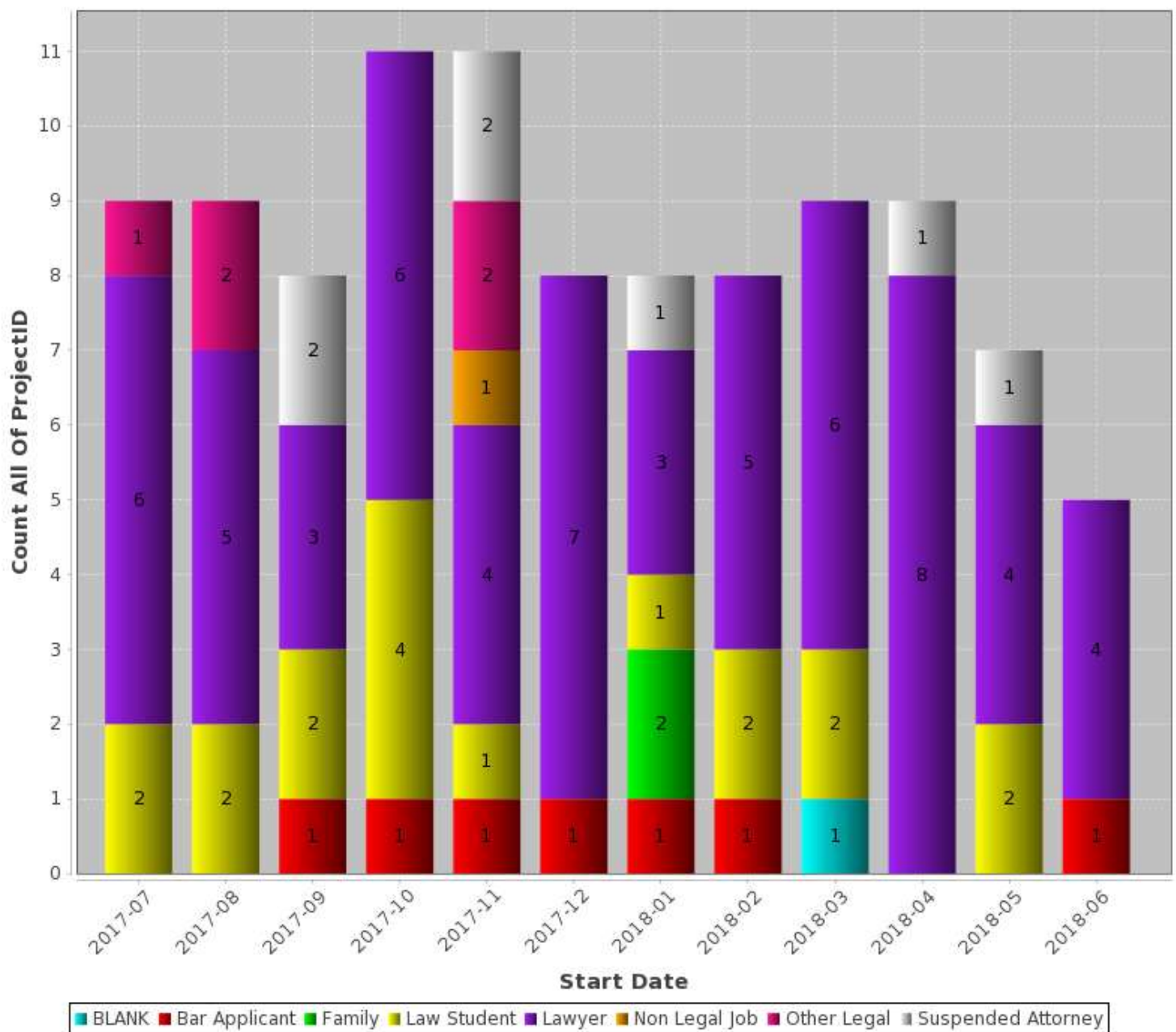
Start Date	Total
2017-12	8
2018-01	8
2018-02	8
2018-03	9
2018-04	9
2018-05	7
2018-06	5
<b>Report Totals:</b>	<b>102</b>

# Cases By Date, by Problem FY 2018



Start Date		Alcohol	Anxiety	Depression	Drug	Family	Other Mental Health	Stress	Unknown	Total
<b>2017-12</b>	<b>1</b>	<b>3</b>	<b>4</b>	<b>0</b>	<b>0</b>	<b>0</b>	<b>0</b>	<b>0</b>	<b>0</b>	<b>8</b>
<b>2018-01</b>	<b>0</b>	<b>5</b>	<b>0</b>	<b>2</b>	<b>0</b>	<b>0</b>	<b>1</b>	<b>0</b>	<b>0</b>	<b>8</b>
<b>2018-02</b>	<b>0</b>	<b>3</b>	<b>0</b>	<b>3</b>	<b>0</b>	<b>0</b>	<b>0</b>	<b>2</b>	<b>0</b>	<b>8</b>
<b>2018-03</b>	<b>0</b>	<b>5</b>	<b>0</b>	<b>1</b>	<b>0</b>	<b>1</b>	<b>0</b>	<b>2</b>	<b>0</b>	<b>9</b>
<b>2018-04</b>	<b>0</b>	<b>5</b>	<b>1</b>	<b>1</b>	<b>0</b>	<b>0</b>	<b>0</b>	<b>2</b>	<b>0</b>	<b>9</b>
<b>2018-05</b>	<b>0</b>	<b>2</b>	<b>0</b>	<b>0</b>	<b>1</b>	<b>1</b>	<b>1</b>	<b>2</b>	<b>0</b>	<b>7</b>
<b>2018-06</b>	<b>0</b>	<b>1</b>	<b>1</b>	<b>0</b>	<b>1</b>	<b>0</b>	<b>2</b>	<b>0</b>	<b>0</b>	<b>5</b>
	<b>3</b>	<b>52</b>	<b>9</b>	<b>14</b>	<b>3</b>	<b>3</b>	<b>8</b>	<b>8</b>	<b>2</b>	<b>102</b>

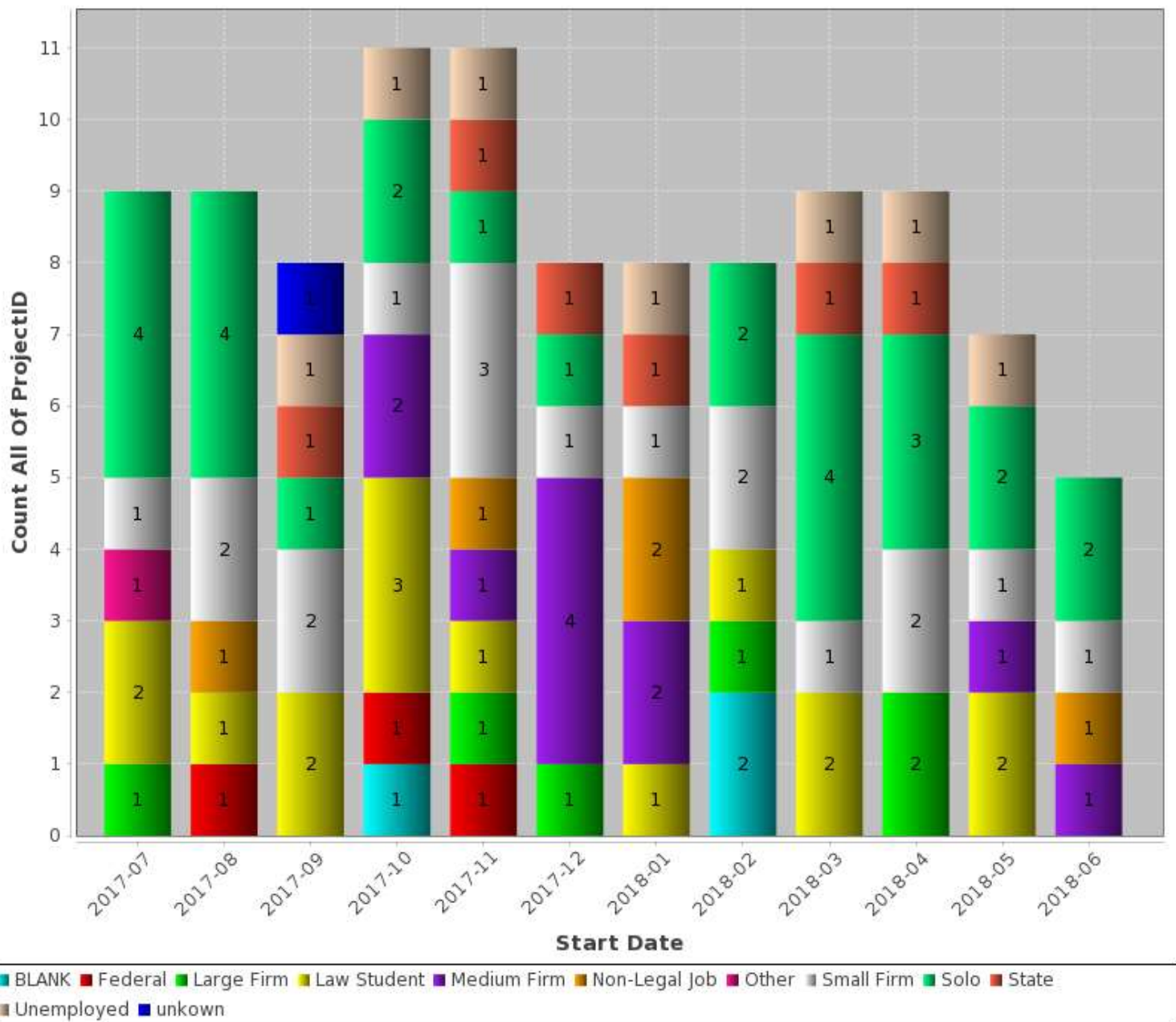
# Client Role FY 2017-18



Start Date	Bar Applicant	Family	Law Student	Lawyer	Non Legal Job	Other Legal	Suspended Attorney	Total
2017-07	0	0	0	2	6	0	1	9
2017-08	0	0	0	2	5	0	2	9
2017-09	0	1	0	2	3	0	0	8
2017-10	0	1	0	4	6	0	0	11
2017-11	0	1	0	1	4	1	2	11
	1	7	2	18	61	1	5	102

Start Date		Bar Applicant	Family	Law Student	Lawyer	Non Legal Job	Other Legal	Suspended Attorney	Total
<b>2017-12</b>	0	1	0	0	7	0	0	0	8
<b>2018-01</b>	0	1	2	1	3	0	0	1	8
<b>2018-02</b>	0	1	0	2	5	0	0	0	8
<b>2018-03</b>	1	0	0	2	6	0	0	0	9
<b>2018-04</b>	0	0	0	0	8	0	0	1	9
<b>2018-05</b>	0	0	0	2	4	0	0	1	7
<b>2018-06</b>	0	1	0	0	4	0	0	0	5
	1	7	2	18	61	1	5	7	102

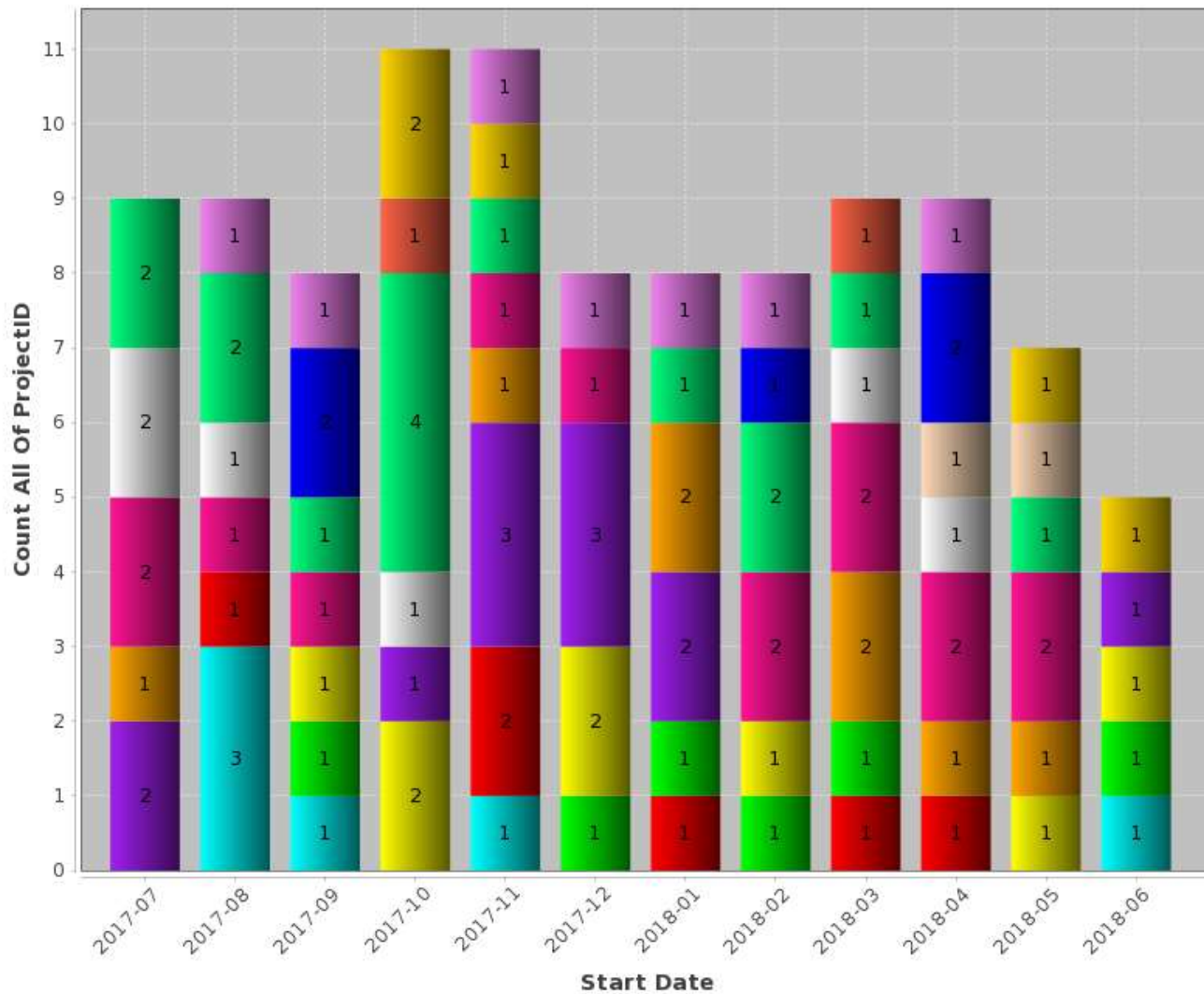
# Cases By Date, Employment Setting FY 17-18



Start Date	Federal	Large Firm	Law Student	Medium Firm	Non-Legal Job	Other	Small Firm	Solo	State	Unemployed	unknown	Total
2017-07	0	0	1	2	0	0	1	4	0		0	9
2017-08	0	1	0	1	0	1	2	4	0		0	9
	3	3	6	15	11	5	18	26	6		7	102

Start Date		Federal	Large Firm	Law Student	Medium Firm	Non-Legal Job	Other	Small Firm	Solo	State	Unemployed	unkown	Total
2017-09	0	0	0	2	0	0	0	2	1	1	1	1	8
2017-10	1	1	0	3	2	0	0	1	2	0	1	0	11
2017-11	0	1	1	1	1	1	0	3	1	1	1	0	11
2017-12	0	0	1	0	4	0	0	1	1	1	0	0	8
2018-01	0	0	0	1	2	2	0	1	0	1	1	0	8
2018-02	2	0	1	1	0	0	0	2	2	0	0	0	8
2018-03	0	0	0	2	0	0	0	1	4	1	1	0	9
2018-04	0	0	2	0	0	0	0	2	3	1	1	0	9
2018-05	0	0	0	2	1	0	0	1	2	0	1	0	7
2018-06	0	0	0	0	1	1	0	1	2	0	0	0	5
	3	3	6	15	11	5	1	18	26	6	7	1	102

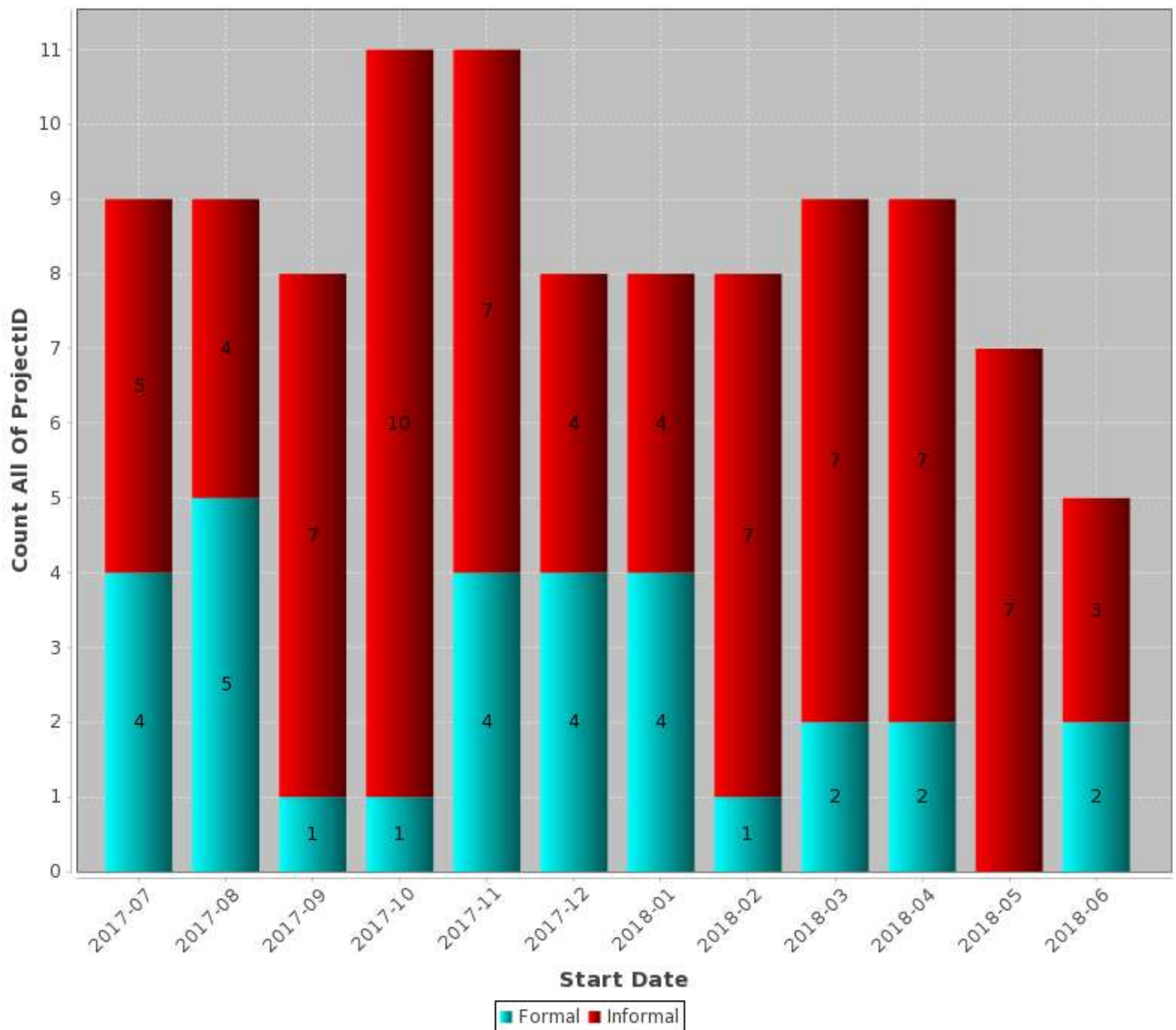
# Cases by Date by Referral Source FY 17-18



Start Date	Attorney	Bar	Board of Bar Examiners	CLE	Employer	Family	Friend	Judge	Law School	Lawyer	Other LAP	Self	Treatment Provider	Website	Total
2017-07	0	0	0	0	2	1	2	2	2	0	0	0	0	0	9
2017-08	3	1	0	0	0	0	1	1	2	0	0	0	0	1	9
2017-09	1	0	1	1	0	0	1	0	1	0	0	2	0	1	8
2017-10	0	0	0	2	1	0	0	1	4	1	0	0	2	0	11
2017-11	1	2	0	0	3	1	1	0	1	0	0	0	1	1	11
	6	6	6	8	12	8	14	6	15	2	2	5	5	7	102

Start Date	Attorney	Bar	Board of Bar Examiners	CLE	Employer	Family	Friend	Judge	Law School	Lawyer	Other LAP	Self	Treatment Provider	Website	Total
2017-12	0	0	1	2	3	0	1	0	0	0	0	0	0	1	8
2018-01	0	1	1	0	2	2	0	0	1	0	0	0	0	1	8
2018-02	0	0	1	1	0	0	2	0	2	0	0	1	0	1	8
2018-03	0	1	1	0	0	2	2	1	1	1	0	0	0	0	9
2018-04	0	1	0	0	0	1	2	1	0	0	1	2	0	1	9
2018-05	0	0	0	1	0	1	2	0	1	0	1	0	1	0	7
2018-06	1	0	1	1	1	0	0	0	0	0	0	0	1	0	5
	6	6	6	8	12	8	14	6	15	2	2	5	5	7	102

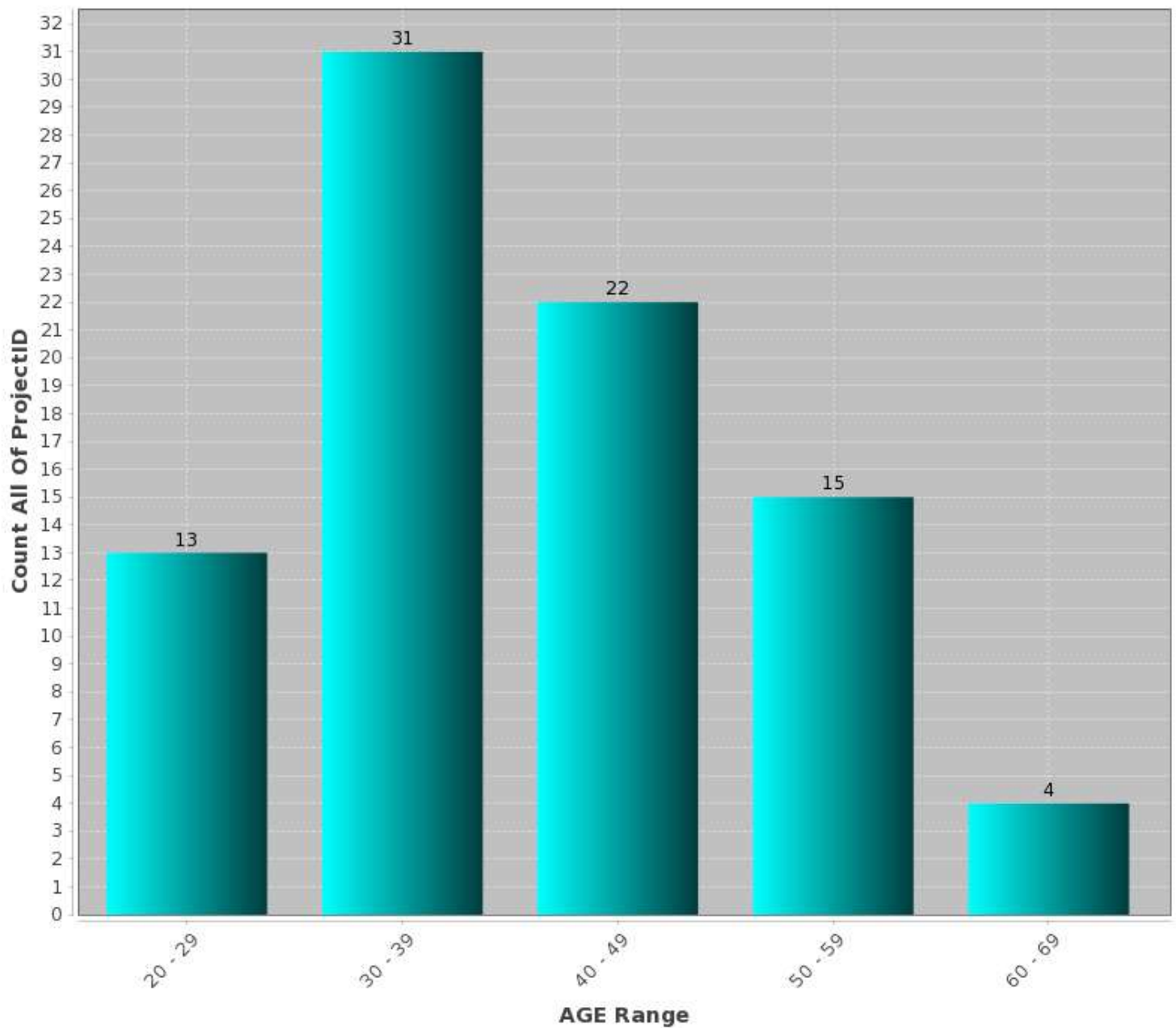
# Cases By Date, by Referral Type FY 17-18



Start Date	Formal	Informal	Total
2017-07	4	5	9
2017-08	5	4	9
2017-09	1	7	8
2017-10	1	10	11
2017-11	4	7	11
	30	72	102

Start Date	Formal	Informal	Total
2017-12	4	4	8
2018-01	4	4	8
2018-02	1	7	8
2018-03	2	7	9
2018-04	2	7	9
2018-05	0	7	7
2018-06	2	3	5
	30	72	102

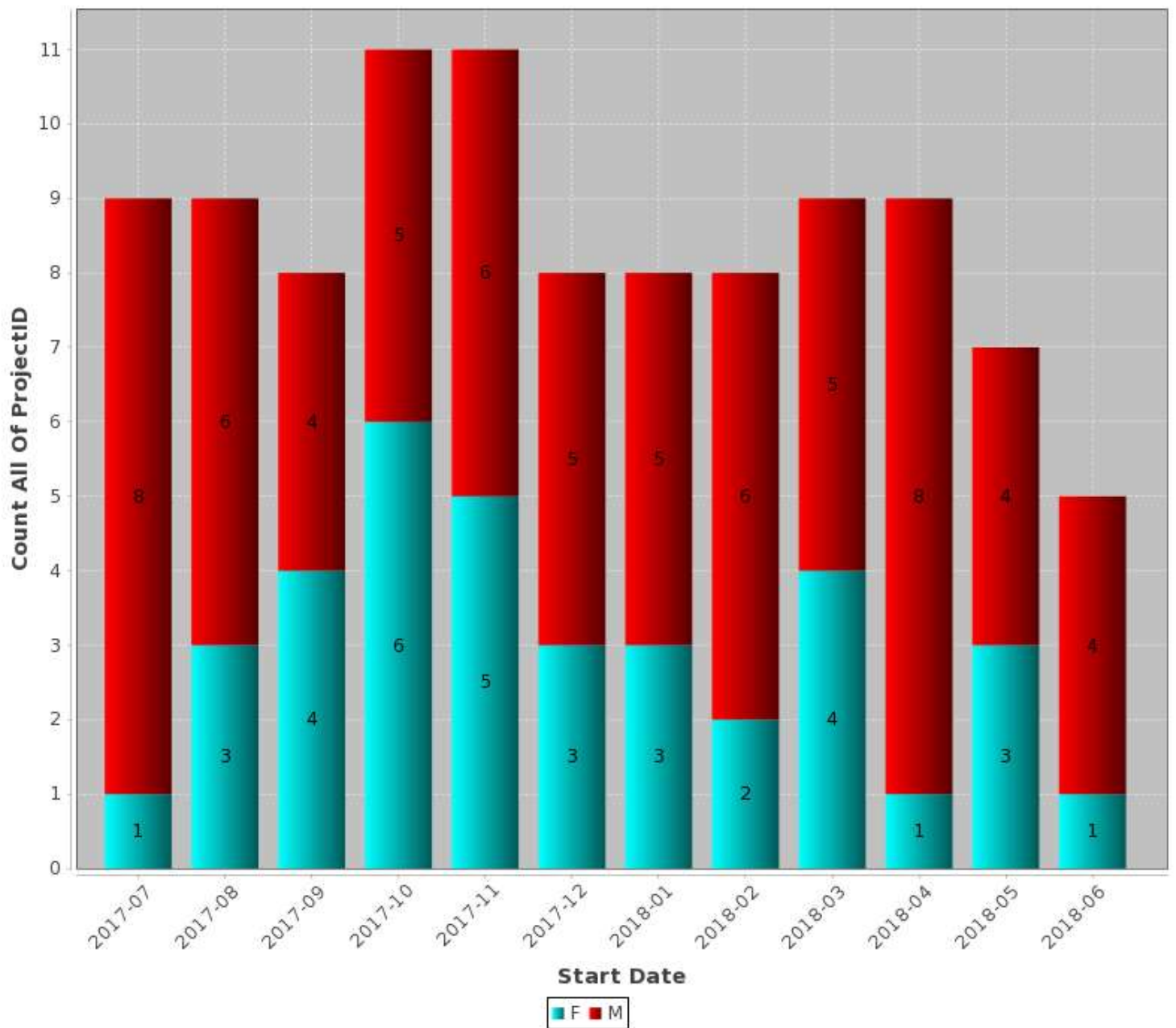
## Cases by Age Range - Bar Chart FY 18



		ProjectID Total
AGE Range		
20 - 29		13
30 - 39		31
Report Totals:		85

	AGE Range	ProjectID Total
	40 - 49	22
	50 - 59	15
	60 - 69	4
	Report Totals:	85

# Cases By Date, by Gender 2018



Start Date	F	M	Total
2017-07	1	8	9
2017-08	3	6	9
2017-09	4	4	8
2017-10	6	5	11
2017-11	5	6	11
	36	66	102

Start Date	F	M	Total
2017-12	3	5	8
2018-01	3	5	8
2018-02	2	6	8
2018-03	4	5	9
2018-04	1	8	9
2018-05	3	4	7
2018-06	1	4	5
	36	66	102